

# Castroville Study

Community Assessment  
sponsored by The Castroville  
Leadership Council

Conducted by The Institute for Community Collaborative Studies  
California State University Monterey Bay  
Zuleima Arevalo, Research Assistant and  
Jerry Endres, Senior Research Scientist  
November 2007

# Community Resident Survey

- To gain the perspective of the community about its relationship with law enforcement
- To better plan services to assist individuals and families in Castroville
- Designed, tested and distributed by the Castroville Leadership Council
- Survey design, data entry and analysis by ICCS

# Community Status Levels

## **Safe/Self- Sufficient (4)**

The community is secure as a result of its own efforts and has clear goals for its future.

## **Stable (3)**

Planning for future is ongoing using community resources.

## **At-risk (2)**

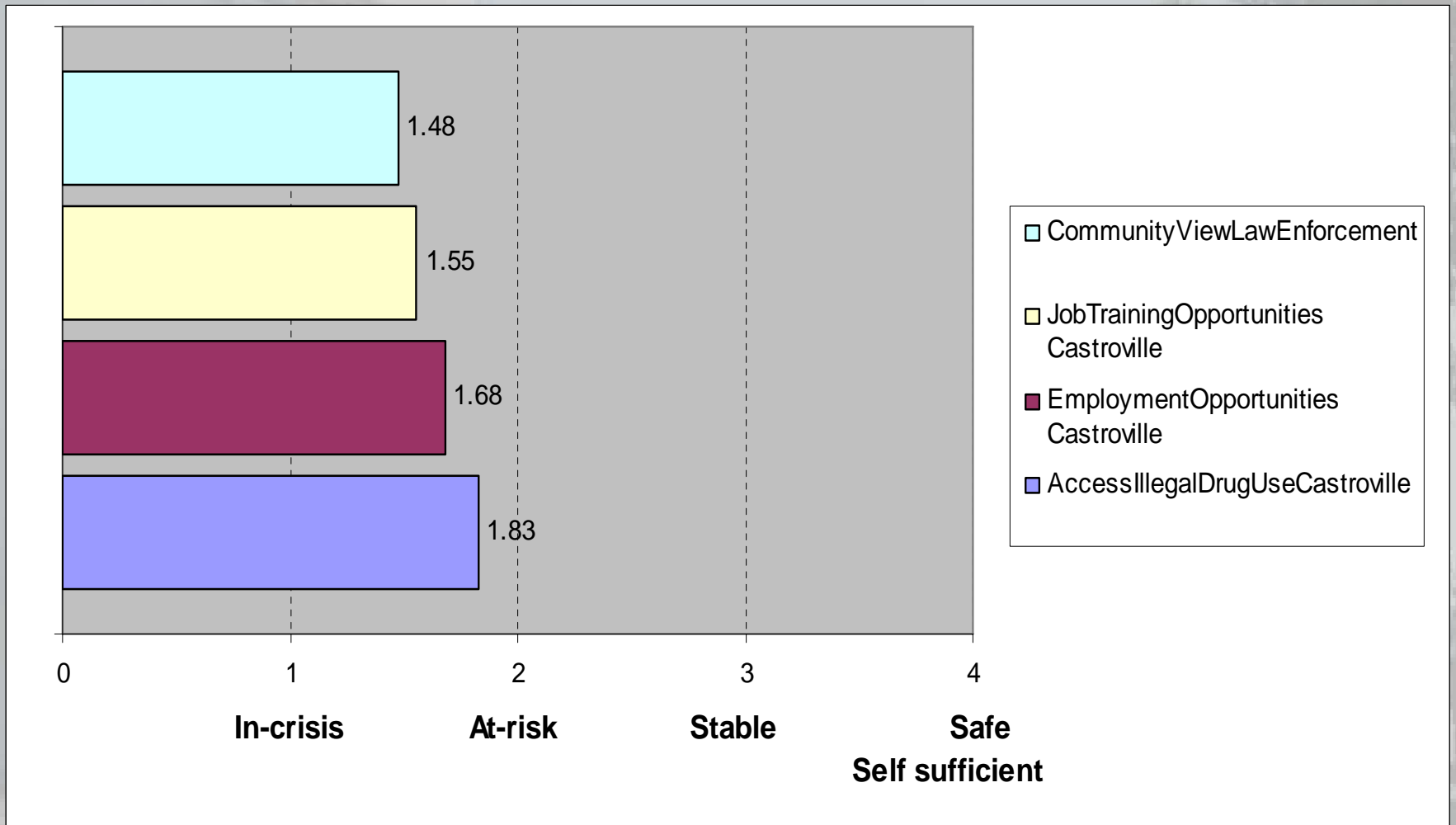
Community may be secure from immediate threats to health and safety, but has not yet developed long-term plan.

## **In-crisis (1)**

Reflects a community in survival mode. Systems are near collapse. Strong outside intervention is needed.

# Greatest Issues of Concern

## Across 130 Surveys



# Community View of Law Enforcement

Based on 125 applicable participants

Status Level	Percentage
The relationship between the Castroville community and police is negative.	68%
The relationship between the Castroville community and police is adequate.	19%
The relationship between the Castroville community and police is positive.	10%
The relationship between the Castroville community and police is outstanding.	3%

# Job Training Opportunities in Castroville

Based on 121 applicable participants

Status Level	Percentage
There are no job training opportunities that meet my needs.	61%
There are few job training opportunities that meet my needs.	27%
There are some job training opportunities that meet my needs.	7%
There are many job training opportunities that meet my needs.	4%

# Employment Opportunities in Castroville

Based on 124 applicable participants

Status Level	Percentage
There are no good job opportunities.	48%
There are very few good job opportunities.	37%
There are some good job opportunities.	13%
There are many good job opportunities.	2%

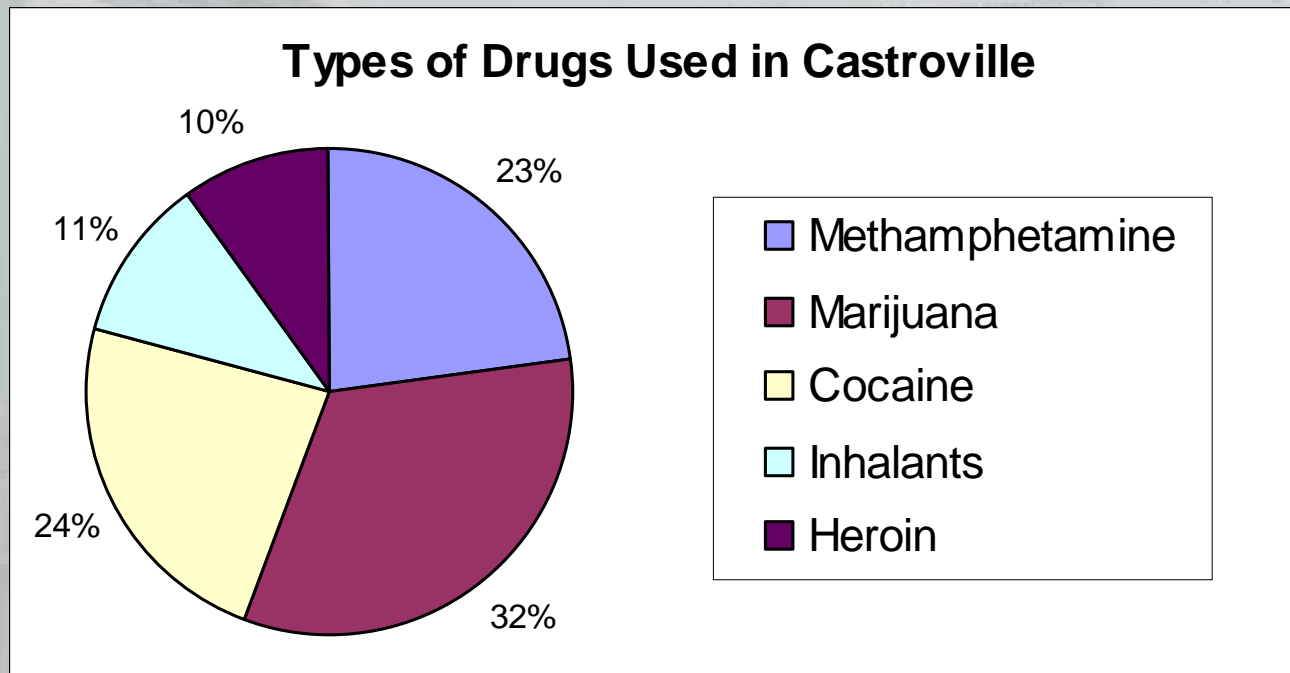
# Access to Illegal Drug Use in Castroville

Based on 113 applicable participants

Status Level	Percentage
There is easy access and high use of illegal drugs in my community.	50%
There is access to and use of some illegal drugs in my community.	29%
Access to and use of illegal drugs is being reduced.	7%
Access to and use of illegal drugs is very minimal.	13%



# Castroville Survey



# Hispanic Community In Crisis to At-Risk Issues of Concern

Of 108 participants

Average	Indicator
1.5	CommunityViewLawEnforcement
1.56	JobOpportunitiesCastroville
1.66	EmploymentOpportunitiesCastroville
1.83	ContactsLawEnforcement
1.84	AccessIllegalDrugUseCastroville

# Treatment by Law Enforcement

Based on 120 applicable participants

Status Level	Percentage
I am always treated differently (i.e. stereotyped, harassed, disrespected) by law enforcement because of my cultural background.	21%
I am frequently treated differently (i.e. stereotyped, harassed, disrespected) by law enforcement because of my cultural background.	19%
I am rarely treated differently (i.e. stereotyped, harassed, disrespected) by law enforcement because of my cultural background.	23%
I am never treated differently (i.e. stereotyped, harassed, disrespected) by law enforcement because of my cultural background.	38%

# Image of Neighborhood Crime

Based on 122 applicable participants

Status Level	Percentage
My neighborhood has high levels of crime on a constant basis.	10%
My neighborhood's crime activity is more than most neighborhoods.	21%
My neighborhood's crime level has decreased over time.	48%
My neighborhood does not have crime.	21%

# Frequency of Police Stops/Interrogations

Based on 126 applicable participants

Status Level	Percentage
I am constantly being stopped or interrogated by local police.	15%
I am often stopped or interrogated by local police.	21%
I am seldom stopped or interrogated by local police.	26%
I am never stopped or interrogated by local police.	38%

# Community Safety

Based on 125 applicable participants

Status Level	Percentage
I don't feel safe in the Castroville community.	7%
I don't feel safe in Castroville after dark.	22%
I usually feel safe in Castroville.	42%
I feel safe in Castroville all of the time.	29%

# Issues of Greatest Concern Based on Demographic

Category		Language		Gender		Years of Residence in Castroville			
Description		95 English surveys	34 Spanish surveys	72 Female participants	53 Male participants	14 residents living 3- yrs	28 residents living 4-10yrs	17 residents living 11-19yrs	Of 53 residents living 20+ years
Category	Indicator	Average	Average	Average	Average	Average	Average	Average	Average
Community Services	Employment Opportunities Castroville	1.62	1.85	1.72	1.62	1.79	1.67	1.63	1.65
Community Services	Job Training Opportunities Castroville	1.44	1.84	1.62	1.45	1.77	1.62	1.63	1.37
Law Enforcement	Community View Law Enforcement	1.24	2.19	1.68	1.25	1.86	1.85	1.59	1.17
Law Enforcement	Contacts Law Enforcement	1.87	1.85	1.83	1.87	1.86	1.96	1.71	1.85
Substance Abuse	Access Illegal Drug Use Castroville	1.8	1.9	1.78	1.89	1.85	2.2	2.06	1.52

Average: 1- In Crisis 2-At Risk 3- Stable 4-Safe/ Self-Sufficient

# Issues of Greatest Concern Based on Demographic

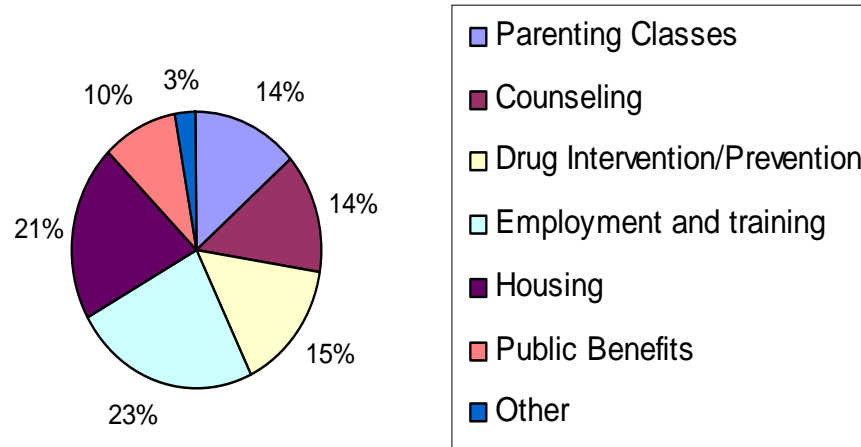
Category		Education				Income				Participant Age		
		34 With no H.S. or GED	54 with H.S. or GED	29 with some college	8 with college degree	41 \$0-\$25,000	36 \$25,001- \$45,000	19 \$45,001 - \$65,000	13 \$65,000+	57 ages 18-29yrs.	47 ages 30-45yrs.	22 ages 46+
Category	Indicator	Average	Average	Average	Average	Average	Average	Average	Average	Average	Average	Average
Community Services	Employment Opportunities Castroville	1.73	1.51	1.81	2.13	1.7	1.5	2.06	1.85	1.78	1.54	1.71
Community Services	Job Training Opportunities Castroville	1.73	1.5	1.5	1.38	1.58	1.43	1.76	1.62	1.64	1.56	1.24
Law Enforcement	Community View Law Enforcement	1.91	1.36	1.25	1.13	1.78	1.37	1.39	1	1.58	1.34	1.38
Law Enforcement	Contacts Law Enforcement	1.88	1.85	1.81	1.88	1.9	1.86	2	1.38	1.89	1.69	2.05
Substance Abuse	Access Illegal Drug Use Castroville	1.77	1.98	1.56	1.75	1.87	1.65	1.76	1.36	1.94	1.76	1.68

Average: 1- In Crisis 2-At Risk 3- Stable 4-Safe/ Self-Sufficient

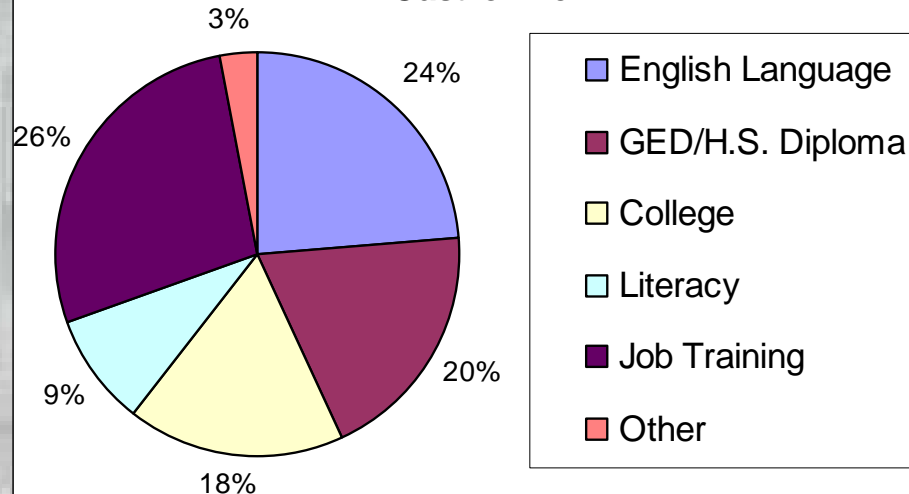


# Castroville Services

## Services Needed in Castroville

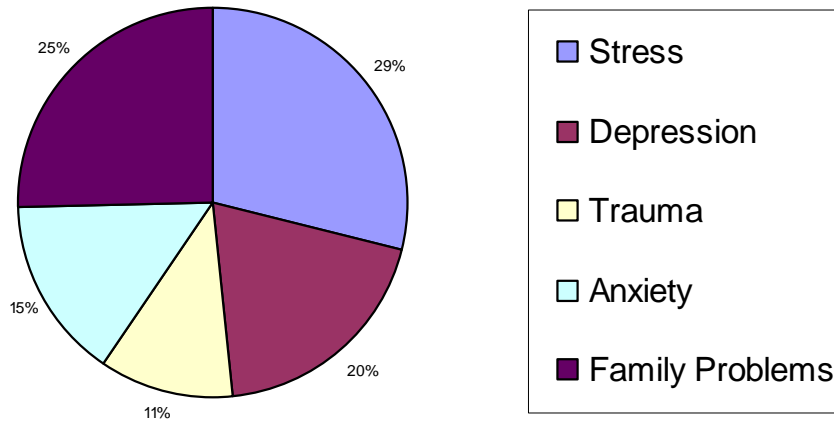


## Educational Opportunities Needed in Castroville

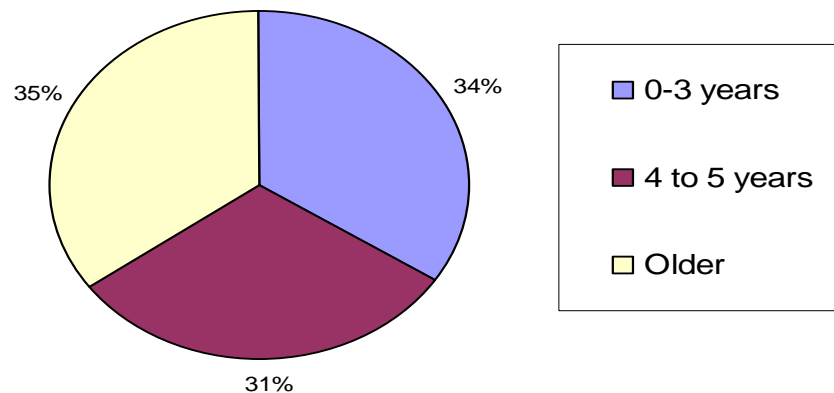


# Castroville Services

## Family Assistance Needed in Castroville

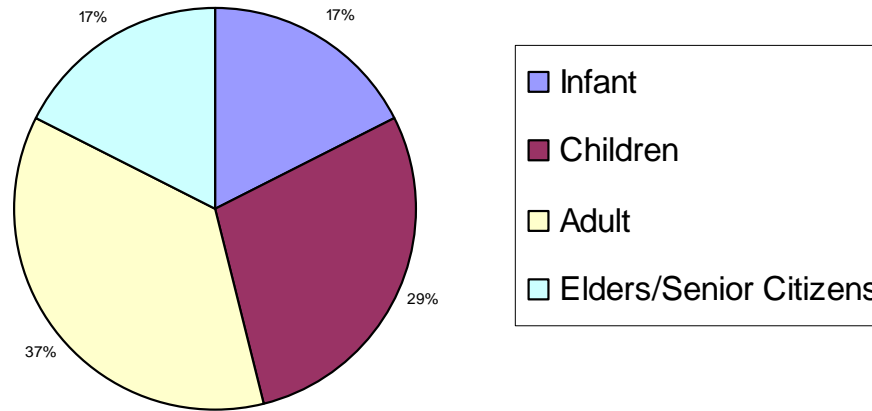


## Family Child Care needed in Castroville

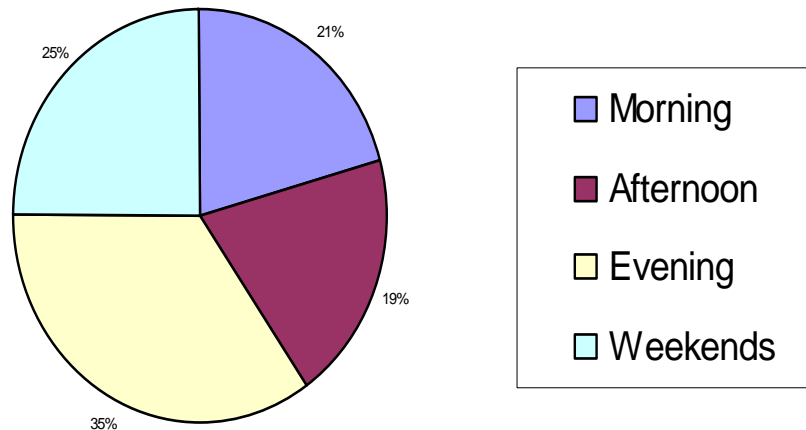


# Castroville Services

## Medical Health Care Needed in Castroville



## Preferred Time for Services



# **PHILOSOPHY STATEMENT**

***We the people of Castroville, in partnership with our community leaders, public service departments and residents aim to provide a sense of security for the people by protecting life and property, as required by the community, in a manner consistent with the values of a free society. Our community embraces the tradition that the police are the public and the public are the police, who devote full-time attention to duties which are serving every citizen. We value integrity, pride and community and strive to maintain the trust and confidence of our citizens while working to improve the quality of life.***

# Recommendations

- Community policing delivers quality service and public safety educational programs
- Education and job training opportunities sited locally increase enrollment and achievements
- Parents require all areas of family support and health services
- Child development and youth leadership programs are an essential ingredient to adult self sufficiency
- Families that are connected to their community services have better outcomes